

Professional locking of prefabricated vaults.



© Wertheim 06/2010

General information

Wertheim vault doors are produced in several security levels. The certificates, referring to countries, are acknowledged by insurance companies.

Quality

The products have been tested by the laboratories VdS (loss prevention association) in Cologne, acknowledged all over Europe. The test was carried out following the European Standard EN1143-1 which is accepted by the European Insurance Committee CEA (Comité Européen des Assurances).

The demand for quality of all vault doors is based on many years of experience in design and production. The quality control system of Wertheim documents the checks of our specialists and the final control before delivering the products.

Service

The Wertheim-service-hotline: +43 (0)1 / 604 91 66 - 300 is manned around the clock, also on sundays and holidays. Wertheim offers competent information, short reaction time and well trained service technicians.

Guarantee

Wertheim guarantees a perfect function for the duration of 2 years (except electronic equipment). If the product should show a defect within this time, this is cleared free of charge.

Locking system

The modular design of the locking equipment allows to offer optional solutions, in addition to the basic requirements, with an extended technical standard and easy to use elements.

Prices

For detail information and quotation please contact our team.

Tel.: +43 (0)1 / 604 91 66 - 200, e-mail: office@wertheim.at

Supplementary documents

Wall opening drafts, Instructions for the installation, Instructions for use, Alarm connection outline

Overview

Type	VdS grade ECBS res.grade	Sec. class VSÖ-VVO	Austria (with AC) insurance up to	Germany (with AC) insurance up to
EWT 085	WG V	EN 5	EUR Mio. 0,50*	EUR Mio. 0,50
FWT 085	WG VI	EN 6	EUR Mio. 0,50*	EUR Mio. 0,75
HWT 150	WG VIII	EN 8	EUR Mio. 0,50*	EUR Mio. 1,50
HWT 150 KB	WG VIII KB	EN 9	EUR Mio. 3,00**	EUR Mio. 3,00
IWT 150	WG IX	EN 9	EUR Mio. 3,00**	EUR Mio. 3,00
IWT 150 KB	WG IX KB	EN 10	EUR Mio. 3,00**	EUR Mio. 4,00
JWT 220 KB	WG X KB	EN 11	EUR Mio. 5,00***	EUR Mio. 5,00
KWT 300 KB	WG XI KB	EN 12	EUR Mio. 5,00***	EUR Mio. 7,50
LWT 300 KB	WG XII KB	EN 13	EUR Mio. 5,00***	EUR Mio. 10,00

KB = core drill protection
AC = alarm connection

* represents EN 5 for vaults
according to VSÖ-VVO-construction specification

** represents EN 9 for vaults
according to VSÖ-VVO-construction specification

*** represents EN11 for vaults
according to VSÖ-VVO-construction specification

Not specified Countries:
classified according
to the local insurance regulation



Types

Type	VdS grade ECB-S res.grade	Sec. class VSÖ/VVO	Inner (mm)		Doorthickness (mm)	Weight (appr. kg)
			height	width		
EWT 085	WG V	EN 5	1960	910	160	880
FWT 085	WG VI	EN 6	1960	910	160	900
HWT 150	WG VIII	EN 8	1960	910	225	1400
HWT 150 KB	WG VIII KB	EN 9	1960	910	225	1410
IWT 150	WG IX	EN 9	1960	910	225	1410
IWT 150 KB	WG IX KB	EN 10	1960	910	225	1420
JWT 220 KB	WG X KB	EN 11	1960	910	285	2000
KWT 300 KB	WG XI KB	EN 12	1960	910	365	2715
LWT 300 KB	WG XII KB	EN 13	1960	910	365	2805
Service door	WG V-VIII KB	EN 5-9	1100	660	160-225	430-700

KB = core drill protection



Vault door EWT 085

**LOCKING
SYSTEMS
STANDARD**

DB-Lock



NC-Lock

**LOCKING
SYSTEMS
OPTIONS**

EL-Lock with keypad or dialling knob

Locking systems

STANDARD Locking systems mechanical	EWT 085	FWT 085 HWT 150 HWT 150 KB IWT 150 IWT 150 KB JWT 220 KB	KWT 300 KB LWT 300 KB
1 doublebit lock	■	■	-
2 doublebit locks with key bearer	-	-	■
Three wheel - number combination lock	■	-	-
Four wheel - number combination lock	-	■	■
OPTIONAL Locking systems electronic	EWT 085	FWT 085 HWT 150 HWT 150 KB IWT 150 IWT 150 KB JWT 220 KB	KWT 300 KB LWT 300 KB
Paxos with keypad	<input type="checkbox"/>	-	-
Paxos with dialling knob	<input type="checkbox"/>	<input type="checkbox"/>	<input type="checkbox"/>
Paxos second lock	<input type="checkbox"/>	<input type="checkbox"/>	<input type="checkbox"/>
Paxos expansion timefunction	<input type="checkbox"/>	<input type="checkbox"/>	<input type="checkbox"/>
Paxos module basis	<input type="checkbox"/>	<input type="checkbox"/>	<input type="checkbox"/>
Paxos module timefunction	<input type="checkbox"/>	<input type="checkbox"/>	<input type="checkbox"/>
Paxos module UPS-power supply	<input type="checkbox"/>	<input type="checkbox"/>	<input type="checkbox"/>
Paxos module authorisation disabling	<input type="checkbox"/>	<input type="checkbox"/>	<input type="checkbox"/>
Paxos module locking unit (VdS)	<input type="checkbox"/>	<input type="checkbox"/>	<input type="checkbox"/>
Paxos module switching unit (VdS)	<input type="checkbox"/>	<input type="checkbox"/>	<input type="checkbox"/>
■ standard lock □ option max. 3 locks!			

Standard locking systems**Doublebitlock** (key with 2 bits)

Adjustable high security doublebit lock with forced locking.

Three wheel / Four wheel - number combination lock

Mechanical code lock, with three / four adjustable two-digit numbers, with 1.000.000 / 100.000.000 combinations.

Optional locking equipments

Forced locking sequence, upper lock to be locked before locking the lower one.

Third lock with bolt work blocking, avoids unintended closing of the bolt work while the door is open.

Third lock with forced locking sequence, the third lock has to be unlocked at first and locked at last (in connection with a forced locking sequence of the two other locks).

Locking systems optional

Paxos

An electronic, motor-driven code lock, which works in the boltwork as an alternative to the mechanical number combination lock. The high security lock is operated by the keypad or the dialling knob. The input and change of the opening code is easier and creates fewer errors than the mechanical number combination lock. Up to 26 users per lock as well as many further useful functions can be defined.

Paxos expansion timefunction

The functions of the expansion timefunction agree with the combination module basis with the module timefunctions, but without exit of duress alarm. It is more favourable if only timefunctions are needed, but there is no possibility to connect further modules.

Paxos module basis

The module basis includes the functions: duress alarm and event log output. It is the precondition for the further modules such as timefunctions, power supply and power supply with authorisation disabling.

Duress alarm (only effective with connection to the alarm system)

The triggering is made by entering a duress-code when opening the code lock.

Event log

Print of the last 870 events. These data are not cancelled after the print.

Paxos module timefunction

Real time clock with calendar summer-/wintertime changeover (1 year in advance), 12 locking periods (holidays), fast locking time, 12 yearly locking periods (fix holidays), week program (up to 28 locking times per week), partial locking periods, locking period interruption. The precondition is the option module basis.

Paxos module UPS-power supply

The module power supply provides the lock with current from an UPS, usually the lokal alarm system. A contact of sabotage, which is free of potential, opens, if the battery-cover of the input unit is opened. The precondition is the option module basis. 11-24 V DC 700 mA must be supplied.

Paxos module authorisation disabling

The module authorisation disabling manages the activation of the keypad input unit. This can be done by keyswitch, modem, keypad, etc. The connection is sabotage controlled. The precondition is the option power supply.

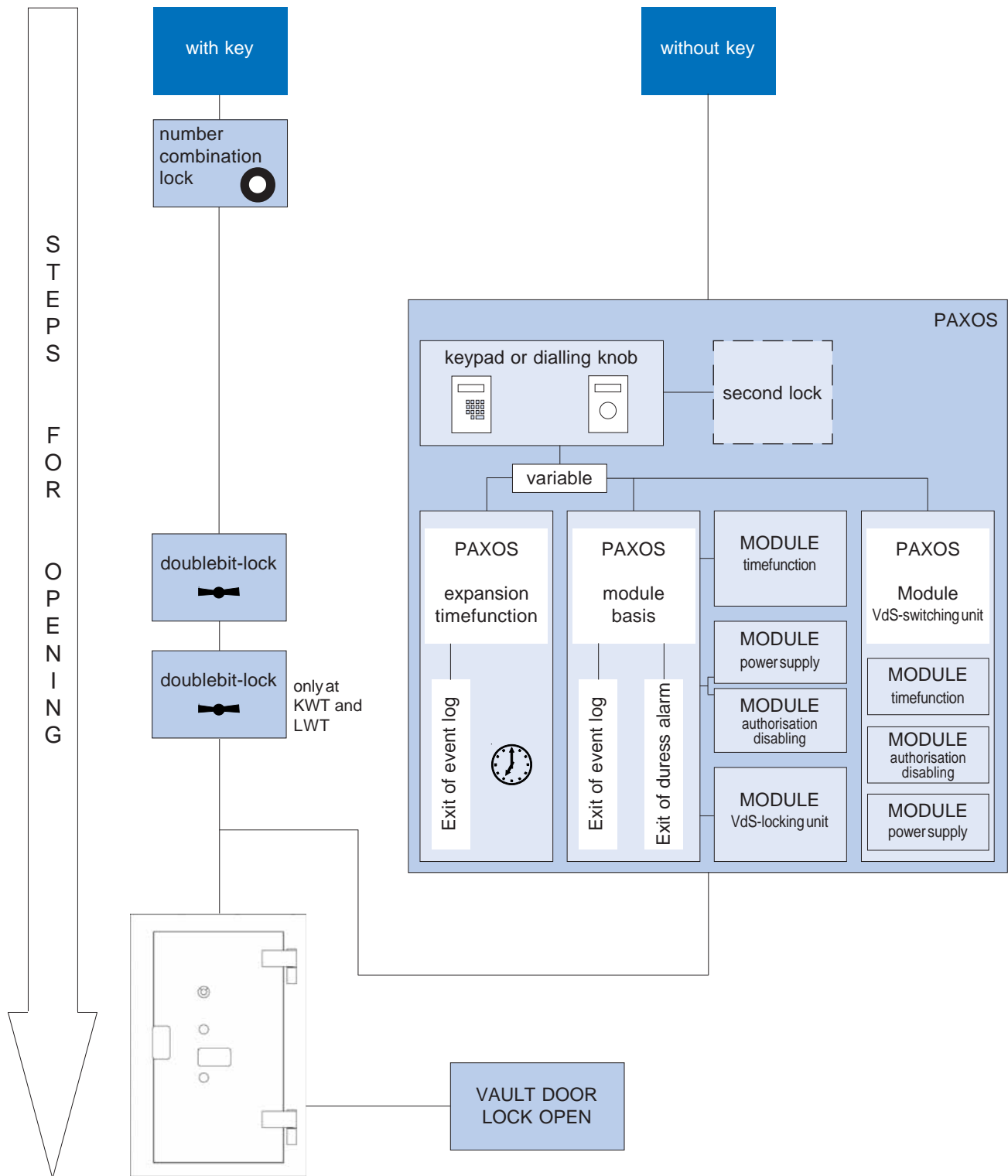
Paxos module locking unit (VdS)

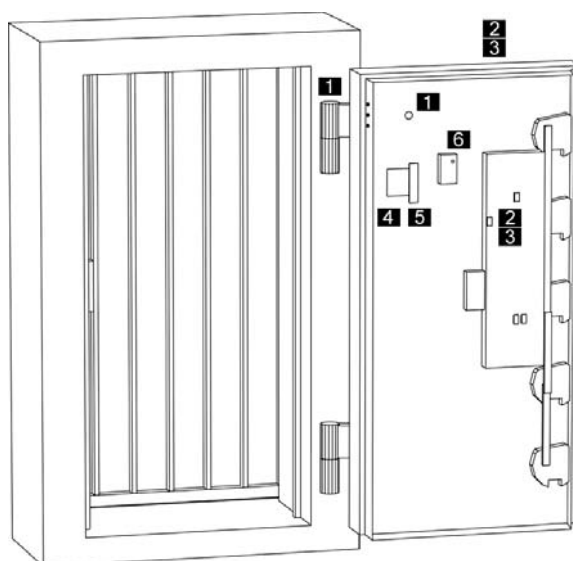
The module locking unit prevents an opening of the lock while the alarm system is activated and prevents an activation as long as the lock is open. The locking unit has to be supplied with power by the alarm system.

Paxos module switching unit (VdS), block lock

With this function the alarm system will be activated/deactivated after an identification. The lock opening happens in dependence of the condition of the alarm system. The switching unit has to be supplied with power by the alarm system.

Function sketch





- 1 connection to the alarm system with cable run through the hinge
- 2 preparation to install a door monitoring system
- 3 switch-set for monitoring the door (optional)
- 4 basement for noise detector and cable connector
- 5 cable connector (optional)
- 6 Paxos module basis (optional)

Security systems

Security systems	EWT 085 FWT 085 HWT 150 IWT 150	HWT 150 KB IWT 150 KB JWT 220 KB KWT 300 KB LWT 300 KB
Preparation for alarm connection Preparation to install alarm detectors acc. to VdS-regulations Switch-set for monitoring the door Boltwork door protection Drill and torch protection Diamond core drill protection (KB)	<div>■</div> <div>■</div> <div>□</div> <div>■</div> <div>■</div> <div>-</div>	<div>■</div> <div>■</div> <div>□</div> <div>■</div> <div>■</div> <div>■</div>
<div>■ standard</div> <div>□ option</div>		

Preparation for alarm connection

Cable run through the door-frame and the upper hinge into the boltwork-room, with a leader cable for help.

Preparation to install alarm detectors according to VdS regulations

In the boltwork room basements for noise detectors and magnetic switches according to VdS regulations are prepared.

Switch-set for monitoring the door

Set of VdS approved alarm switches and connectors, to enable a correct monitoring of the locking status of the door. The installation should be done by authorized alarm companies.

Boltwork door protection

As a protection against manipulation and sabotage, the inner door cover is secured by the main locks of the vault door and by two locks.

Drill and torch protection

The boltwork is protected by special layers against attacks with mechanical and thermic tools.

Diamond core drill protection

The door is protected against attacks with crown drills.

Other equipment

Other equipment	EWT 085 FWT 085 HWT 150 IWT 150	HWT 150 KB IWT 150 KB JWT 220 KB KWT 300 KB LWT 300 KB
Surface primed	<input checked="" type="checkbox"/>	<input checked="" type="checkbox"/>
Artistic surface design	<input type="checkbox"/>	<input type="checkbox"/>
Door bumper	<input checked="" type="checkbox"/>	<input checked="" type="checkbox"/>
Fortifications square for door bumper wall assembling	<input type="checkbox"/>	<input type="checkbox"/>
Stainless steel entrance step	<input checked="" type="checkbox"/>	<input checked="" type="checkbox"/>
Paxos protocol printer	<input type="checkbox"/>	<input type="checkbox"/>
<input checked="" type="checkbox"/> standard <input type="checkbox"/> option		

Surface primed

The door is puttied, smoothed and primed (RAL 7030 - stone grey), ready for the finish paint by others.

Artistic surface design

An artist gives a special design according to customer wishes. Phased transitions, special shades and marbled appearances lead to the fascinating impression.

Door bumper

The door bumper protects the door from damages by striking the wall. There is the possibility to assemble on the floor or on the wall (in this case an extra mounting unit is necessary).

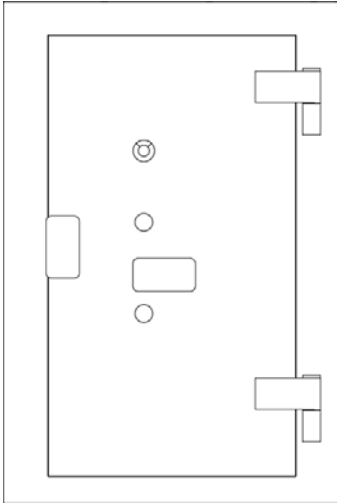
Stainless steel entrance step

Stainless steel entrance step in the wall zone below the door.

Paxos protocol printer

It is a table printer with mains connection and interface cable, which is to be plugged at the module basis or the option expansion timefunctions. With the protocol printer the last 870 events can be printed. These datas won't be cancelled after printing.

Delivery- and installation information



Vault door completely fixed
(boltwork, mechanical locks and mountings)
(electronical locks enclosed dismantled)



IMPORTANT

After installation of the Paxos Electronic Lock it is forbidden to weld at the vault door.

Day doors

Types	Gate swing door	Glass swing door
Surface		
Steel painted	■	-
Stainless	□	-
Full glass	-	■
Treated surface	-	□
Locking systems		
Main lock	■	■
Counter lock	□	-
Electrical door opener	□	□
Fittings		
Outside button Inside knob	-	■
Outside button Inside button	-	□
Other equipment		
Hydraulic door closer	□	□
Frame	□	□

■ standard □ option

Locking systems

Main lock

A traplock locks the door and a cylinder, which is lockable from both sides, opens the door.

Counter lock

The counter lock must be unlocked before the main lock. A cylinder, which is lockable from both sides opens the door.

Electrical door opener

The door is equipped with a holding current door opener with feedback contact. The release to open the door can be done with safe-control, with key or with another access control system (e.g. fingerprint-terminal). To open the door with the main lock is still possible.

Other equipment

Hydraulic door closer

With the hydraulic closing system the door closes automatically after each access.

Frame

The door frame is necessary in case of an installation of the gate- or glass swing door at a non Wertheim vault door.

Gate swing door painted with steel, with main lock, electrical door opener and hydraulic closing system.



